



focus on essentials

Infor VISUAL Business Intelligence



VISUALize Your Operational Performance

Powered by business intelligence technology known as Graphical Performance Series® (GPS) from Vanguard Solutions Group, Infor VISUAL Business Intelligence (VBI) offers pre-packaged views, as well as in-depth customizable management reports, which allow users to analyze key performance metrics. VBI's powerful reporting tools provide clear answers to questions regarding revenue, profitability, operating costs and on-time delivery by highlighting the contributing factors that affect performance. This allows you and your managers to make more strategic and profitable business decisions.

By deploying VBI across your enterprise, each end-user can take advantage of complete OLAP (On-Line Analytical Processing), graphing, and reporting functionality. By viewing and manipulating shared multi-dimensional information, users can pool information in VBI from across Infor VISUAL™ and other in-house applications and thus work from *one version of the truth*. VBI can also collect metrics from multiple databases, providing worldwide business statistics by combining data into a single view. With improved access to critical information, and by avoiding the time and cost associated with creating and distributing reports, your company can save money and focus on continuous improvement.

A comprehensive view into key performance metrics

Immediate access to business-critical information

Complete integration with Infor VISUAL including standard views and reports

Empowers a business user to make strategic, bottom-line enhancing decisions with capabilities formerly requiring technical assistance

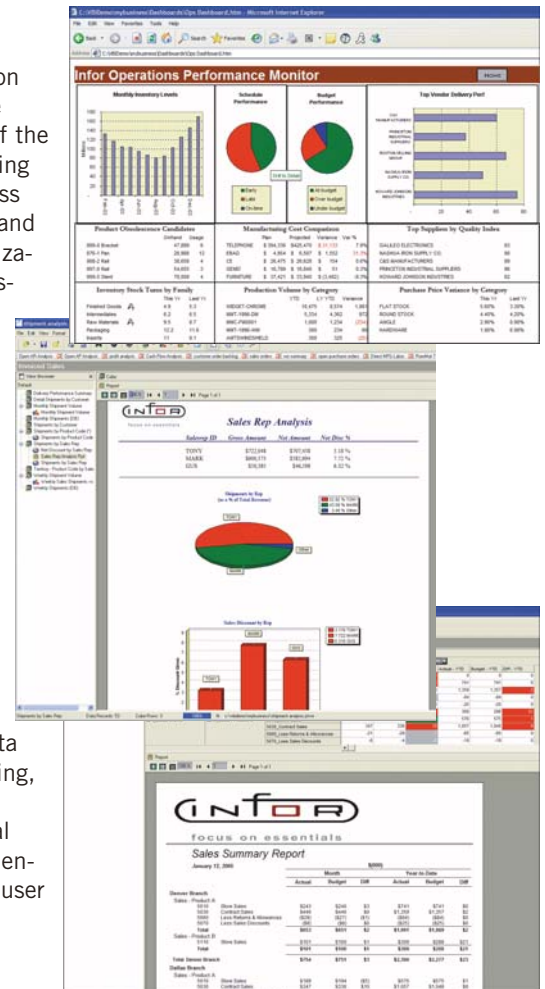
Each VBI view replaces 10s (if not 100s) of hardcopy reports while streamlining decision-making

Powerful Tools

VBI helps you easily combine information from multiple sources, regardless of the business category or physical location of the data. Using integrated query and reporting tools, managers can access vital business information, perform detailed analysis, and share the results throughout your organization without the need for technical assistance. With one mouse click, VBI delivers management views and reports that incorporate business metrics and key performance indicators.

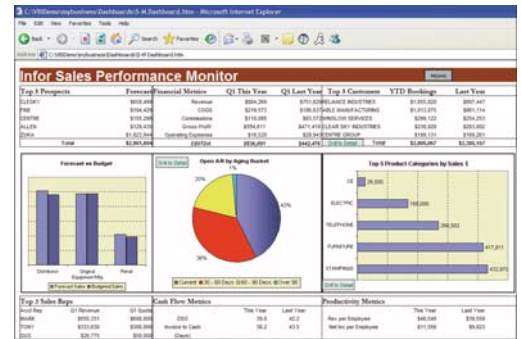
Integrated Solution

Infor VISUAL Business Intelligence includes pre-defined graphical displays, report templates, and a flexible information model that enables direct mapping to Infor VISUAL. VBI offers easy-to-use tools and a range of interface options. It does not require you to move data or create a data warehouse or data mart. Users can view critical data from inventory, purchasing, manufacturing, sales, general ledger, accounts payable, accounts receivable and other functional areas. This solution also offers comprehensive security that enables you to define user access down to the field level.



eDeployment

eDeployment (optional VBI module) lets you automatically generate and publish Information Views. Information Views are user-defined, personalized data displays with integrated report writing and graphing power. Using eDeployment, schedule when and how often each Information View generates (monthly, weekly, daily, hourly), to whom you deploy them (filter data by user), and method of delivery (email, file server, Web page). By downloading these Views via email or Web page, end-users can take advantage of full off-line capabilities and perform “un-tethered” analysis whether at home or on the road.

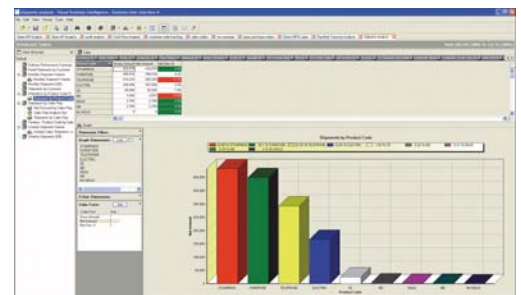


Summary

VBI is a powerful tool that equips you to understand what is truly happening with your operations and calls attention to those factors that contribute to the bottom line. With immediate access to detailed information, you can better understand your businesses and operate leaner and smarter.

VBI Features

- Includes query, reporting, and analytical tools that integrate with Infor VISUAL.
- Collects metrics about multi-site operations and worldwide sales statistics and combines this data into a single display.
- Offers a powerful user interface, which provides full analytic functionality – with or without connection to the network.
- Delivers user-defined, updated Information Views.
- Provides an easy-to-use report writer for creating custom reports that include exception highlighting, calculated fields, rankings, and other features.
- Easily exports information and content to Microsoft Office applications, including Excel.
- eDeployment option; includes VBI's Business User Interface that offers full OLAP, graphing, and reporting functionality, which users can access via a network, the Web, or email.
- Dashboard option: Build an executive dashboard that enables users to easily and quickly access key performance indicators and scorecards and drill down to specific information. VBI will automatically send email alerts to notify personnel when the indicators exceed a defined threshold.



VBI Benefits

- Receive clear answers to what is happening with revenue or operating costs and understand the factors that reveal why situations occur; get a clear, comprehensive view of your business performance.
- Perform in-depth business data analysis and share the results throughout your organization.
- Enhance your end-to-end Infor VISUAL solution with tools that help you combine data from multiple sources into a single Information View.
- Make more strategic and profitable business decisions with accurate data available at the click of a mouse.
- Eliminate the time and cost associated with creating and distributing reports; save money and focus on continuous improvement.
- Improve management (and company) performance resulting in increased revenue, reduced costs along with optimal customer satisfaction and retention.
- Save IT costs.
- Save costs associated with traditional reporting.

www.infor.com

500 Lafayette Road
Hampton, NH 03842

Tel: 603.926.9696
Fax: 603.929.3975

This document contains information which may be considered confidential. It is intended only for the use of the individual or entity named on this cover sheet. The unauthorized disclosure, use, or publication of confidential information is prohibited.

Copyright © 2004 Infor IP Holdings C.V. and/or its affiliates or licensors. All rights reserved. The Infor word and design marks are trademarks and/or registered trademarks of Infor IP Holdings C.V. and/or one of its affiliates. All other trademarks listed herein are the property of their respective owners.